

SUMMARY OF APPROVED BUDGET, UTILIZATIONS, DISBURSEMENTS AND BALANCES BY OBJECT OF EXPENDITURES  
As of the Quarter Ending March 31, 2018

Department : State Universities and Colleges (SUCs)  
Agency : Batangas State University  
Operating Unit : N/A  
Organization Code (UACS) : 080380000000  
Funding Source Code : 05 - Internally Generated Income  
Report Status : SUBMITTED

Particulars	UACS CODE	Approved Budget			Budget Utilization					Disbursements					Balances		
		Approved Budgeted Revenue	Adjustments (Additions, Reductions, Realignment)	Adjusted Budgeted Revenue	1st Quarter Ending March 31	2nd Quarter Ending June 30	3rd Quarter Ending Sept. 30	4th Quarter Ending Dec. 31	Total	1st Quarter Ending March 31	2nd Quarter Ending June 30	3rd Quarter Ending Sept. 30	4th Quarter Ending Dec. 31	Total	Unutilized Budget	Unpaid Utilizations	
																Due and Demandable / Accounts Payable	Not Yet Due and Demandable
1	2	3	4	5=[3+(-)4]	6	7	8	9	10=(6+7+8+9)	11	12	13	14	15=(11+12+13+14)	16=(5-10)	17	18
<b>I. Agency Specific Budget</b>																	
Personnel Services		71,275,030.00		71,275,030.00	10,085,115.78				10,085,115.78	7,165,670.76				7,165,670.76	61,189,914.22	2,919,445.02	
Salaries and Wages	5010100000	20,598,570.00		20,598,570.00	5,405,071.99				5,405,071.99	4,415,621.48				4,415,621.48	15,193,498.01	989,450.51	
Salaries and Wages - Casual/Contractual	5010102000	20,598,570.00		20,598,570.00	5,405,071.99				5,405,071.99	4,415,621.48				4,415,621.48	15,193,498.01	989,450.51	
Salaries and Wages - Casual/Contractual	5010102000	20,598,570.00		20,598,570.00	5,405,071.99				5,405,071.99	4,415,621.48				4,415,621.48	15,193,498.01	989,450.51	
Other Compensation	5010200000	47,647,880.00		47,647,880.00	3,757,600.41				3,757,600.41	2,219,221.40				2,219,221.40	43,890,279.59	1,538,379.01	
Personal Economic Relief Allowance (PERA)	5010201000	1,860,000.00		1,860,000.00	483,773.92				483,773.92	395,437.80				395,437.80	1,376,226.08	88,336.12	
PERA - Civilian	5010201001	1,860,000.00		1,860,000.00	483,773.92				483,773.92	395,437.80				395,437.80	1,376,226.08	88,336.12	
Clothing/Uniform Allowance	5010204000	465,000.00		465,000.00											465,000.00		
Clothing/Uniform Allowance - Civilian	5010204001	465,000.00		465,000.00											465,000.00		
Honoraria	5010210000	41,910,990.00		41,910,990.00	3,273,826.49				3,273,826.49	1,823,783.60				1,823,783.60	38,637,163.51	1,450,042.89	
Honoraria - Civilian	5010210001	41,910,990.00		41,910,990.00	3,273,826.49				3,273,826.49	1,823,783.60				1,823,783.60	38,637,163.51	1,450,042.89	
Hazard Pay (HP)	5010211000	887,030.00		887,030.00											887,030.00		
HP - Magna Carta Benefits for Public Health Workers under R.A. 7305	5010211005	887,030.00		887,030.00											887,030.00		
Year End Bonus	5010214000	2,059,860.00		2,059,860.00											2,059,860.00		
Bonus - Civilian	5010214001	2,059,860.00		2,059,860.00											2,059,860.00		
Cash Gift	5010215000	465,000.00		465,000.00											465,000.00		
Cash Gift - Civilian	5010215001	465,000.00		465,000.00											465,000.00		
Personnel Benefit Contributions	5010300000	2,913,580.00		2,913,580.00	807,443.38				807,443.38	530,827.88				530,827.88	2,106,136.62	276,615.50	
Retirement and Life Insurance Premiums	5010301000	2,471,830.00		2,471,830.00	673,182.53				673,182.53	441,419.13				441,419.13	1,798,647.47	231,763.40	
Retirement and Life Insurance Premiums	5010301000	2,471,830.00		2,471,830.00	673,182.53				673,182.53	441,419.13				441,419.13	1,798,647.47	231,763.40	
Pag-IBIG Contributions	5010302000	93,000.00		93,000.00	26,200.00				26,200.00	17,300.00				17,300.00	66,800.00	8,900.00	
Pag-IBIG - Civilian	5010302001	93,000.00		93,000.00	26,200.00				26,200.00	17,300.00				17,300.00	66,800.00	8,900.00	
PhilHealth Contributions	5010303000	255,750.00		255,750.00	81,460.85				81,460.85	54,408.75				54,408.75	174,289.15	27,052.10	
PhilHealth - Civilian	5010303001	255,750.00		255,750.00	81,460.85				81,460.85	54,408.75				54,408.75	174,289.15	27,052.10	
Employees Compensation Insurance Premiums (ECIP)	5010304000	93,000.00		93,000.00	26,600.00				26,600.00	17,700.00				17,700.00	66,400.00	8,900.00	
ECIP - Civilian	5010304001	93,000.00		93,000.00	26,600.00				26,600.00	17,700.00				17,700.00	66,400.00	8,900.00	
Other Personnel Benefits	5010400000	115,000.00		115,000.00	115,000.00				115,000.00							115,000.00	
Other Personnel Benefits	5010499000	115,000.00		115,000.00	115,000.00				115,000.00							115,000.00	
Other Personnel Benefits	5010499099	115,000.00		115,000.00	115,000.00				115,000.00							115,000.00	
Maintenance and Other Operating Expenses		555,877,194.00		555,877,194.00	52,703,819.17				52,545,219.17	43,865,055.24				43,865,055.24	503,173,374.83	5,900,211.85	2,938,552.08
Traveling Expenses	5020100000	7,593,780.00		7,593,780.00	950,273.36				950,273.36	902,863.36				902,863.36	6,643,506.64	45,310.00	2,100.00
Traveling Expenses - Local	5020101000	5,429,280.00		5,429,280.00	274,840.16				274,840.16	227,430.16				227,430.16	5,154,439.84	45,310.00	2,100.00
Traveling Expenses - Local	5020101000	5,429,280.00		5,429,280.00	274,840.16				274,840.16	227,430.16				227,430.16	5,154,439.84	45,310.00	2,100.00
Traveling Expenses - Foreign	5020102000	2,164,500.00		2,164,500.00	675,433.20				675,433.20	675,433.20				675,433.20	1,489,066.80		0.00

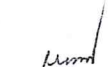
Particulars	UACS CODE	Approved Budget			Budget Utilization					Disbursements					Balances		
		Approved Budgeted Revenue	Adjustments (Additions, Reductions, Realignment)	Adjusted Budgeted Revenue	1st Quarter Ending March 31	2nd Quarter Ending June 30	3rd Quarter Ending Sept. 30	4th Quarter Ending Dec. 31	Total	1st Quarter Ending March 31	2nd Quarter Ending June 30	3rd Quarter Ending Sept. 30	4th Quarter Ending Dec. 31	Total	Unutilized Budget	Unpaid Utilizations	
																Due and Demandable / Accounts Payable	Not Yet Due and Demandable
1	2	3	4	5=(3+(-)4)	6	7	8	9	10=(6+7+8+9)	11	12	13	14	15=(11+12+13+14)	16=(5-10)	17	18
Traveling Expenses - Foreign	5020102000	2,164,500.00		2,164,500.00	675,433.20				675,433.20	675,433.20				675,433.20	1,489,066.80		0.00
Training and Scholarship Expenses	5020200000	68,931,987.00		68,931,987.00	1,244,119.96				1,244,119.96	769,420.12				769,420.12	67,687,867.04	452,258.84	22,441.00
Training Expenses	5020201000	29,105,225.00		29,105,225.00	735,994.75				735,994.75	405,352.75				405,352.75	28,369,230.25	308,201.00	22,441.00
Training Expenses	5020201002	29,105,225.00		29,105,225.00	735,994.75				735,994.75	405,352.75				405,352.75	28,369,230.25	308,201.00	22,441.00
Scholarship Grants/Expenses	5020202000	39,826,762.00		39,826,762.00	508,125.21				508,125.21	364,067.37				364,067.37	39,318,636.79	144,057.84	
Scholarship Grants/Expenses	5020202000	39,826,762.00		39,826,762.00	508,125.21				508,125.21	364,067.37				364,067.37	39,318,636.79	144,057.84	
Supplies and Materials Expenses	5020300000	51,124,272.00		51,124,272.00	2,358,049.07				2,358,049.07	534,126.34				534,126.34	48,766,222.93	334,312.65	1,489,610.08
Office Supplies Expenses	5020301000	16,927,260.00		16,927,260.00	873,582.33				873,582.33	157,552.08				157,552.08	16,053,677.67	250,505.25	465,525.00
Office Supplies Expenses	5020301002	16,927,260.00		16,927,260.00	873,582.33				873,582.33	157,552.08				157,552.08	16,053,677.67	250,505.25	465,525.00
Accountable Forms Expenses	5020302000	573,390.00		573,390.00	3,200.00				3,200.00	3,200.00				3,200.00	570,190.00		
Accountable Forms Expenses	5020302000	573,390.00		573,390.00	3,200.00				3,200.00	3,200.00				3,200.00	570,190.00		
Animal/Zoological Supplies Expenses	5020304000	20,000.00		20,000.00											20,000.00		
Animal/Zoological Supplies Expenses	5020304000	20,000.00		20,000.00											20,000.00		
Drugs and Medicines Expenses	5020307000	1,903,880.00		1,903,880.00	47,717.80				47,717.80	47,717.80				47,717.80	1,856,162.20		
Drugs and Medicines Expenses	5020307000	1,903,880.00		1,903,880.00	47,717.80				47,717.80	47,717.80				47,717.80	1,856,162.20		
Medical, Dental and Laboratory Supplies Expenses	5020308000	5,644,551.00		5,644,551.00	15,000.00				15,000.00						5,629,551.00		15,000.00
Medical, Dental and Laboratory Supplies	5020308000	5,644,551.00		5,644,551.00	15,000.00				15,000.00						5,629,551.00		15,000.00
Fuel, Oil and Lubricants Expenses	5020309000	569,560.00		569,560.00	240,306.29				240,306.29	224,706.29				224,706.29	329,253.71	15,600.00	
Fuel, Oil and Lubricants Expenses	5020309000	569,560.00		569,560.00	240,306.29				240,306.29	224,706.29				224,706.29	329,253.71	15,600.00	
Textbooks and Instructional Materials Expenses	5020311000	2,234,806.00		2,234,806.00	12,400.00				12,400.00	12,400.00				12,400.00	2,222,406.00		
Textbooks and Instructional Materials	5020311001	2,234,806.00		2,234,806.00	12,400.00				12,400.00	12,400.00				12,400.00	2,222,406.00		
Other Supplies and Materials Expenses	5020399000	23,250,825.00		23,250,825.00	1,165,842.65				1,165,842.65	88,550.17				88,550.17	22,084,982.35	68,207.40	1,009,085.08
Other Supplies and Materials Expenses	5020399000	23,250,825.00		23,250,825.00	1,165,842.65				1,165,842.65	88,550.17				88,550.17	22,084,982.35	68,207.40	1,009,085.08
Utility Expenses	5020400000	47,743,172.00		47,743,172.00	3,775,375.28				3,775,375.28	3,747,739.48				3,747,739.48	43,967,796.72	27,635.80	
Water Expenses	5020401000	1,098,120.00		1,098,120.00	110,929.13				110,929.13	100,054.13				100,054.13	987,190.87	10,875.00	
Water Expenses	5020401000	1,098,120.00		1,098,120.00	110,929.13				110,929.13	100,054.13				100,054.13	987,190.87	10,875.00	
Electricity Expenses	5020402000	46,645,052.00		46,645,052.00	3,664,446.15				3,664,446.15	3,647,685.35				3,647,685.35	42,980,605.85	16,760.80	
Electricity Expenses	5020402000	46,645,052.00		46,645,052.00	3,664,446.15				3,664,446.15	3,647,685.35				3,647,685.35	42,980,605.85	16,760.80	
Communication Expenses	5020500000	31,526,849.00		31,526,849.00	5,406,113.39				5,406,113.39	4,490,589.50				4,490,589.50	26,120,735.61	912,523.89	3,000.00
Postage and Courier Services	5020501000	70,070.00		70,070.00	695.00				695.00	695.00				695.00	69,375.00		
Postage and Courier Services	5020501000	70,070.00		70,070.00	695.00				695.00	695.00				695.00	69,375.00		
Telephone Expenses	5020502000	962,630.00		962,630.00	138,926.93				138,926.93	113,831.04				113,831.04	823,703.07	22,095.89	3,000.00
Landline	5020502002	962,630.00		962,630.00	138,926.93				138,926.93	113,831.04				113,831.04	823,703.07	22,095.89	3,000.00
Internet Subscription Expenses	5020503000	30,462,149.00		30,462,149.00	5,266,491.46				5,266,491.46	4,376,063.46				4,376,063.46	25,195,657.54	890,428.00	
Internet Subscription Expenses	5020503000	30,462,149.00		30,462,149.00	5,266,491.46				5,266,491.46	4,376,063.46				4,376,063.46	25,195,657.54	890,428.00	
Cable, Satellite, Telegraph and Radio Expenses	5020504000	32,000.00		32,000.00											32,000.00		
Cable, Satellite, Telegraph and Radio Expenses	5020504000	32,000.00		32,000.00											32,000.00		
Awards/Rewards and Prizes	5020600000	60,000.00		60,000.00											60,000.00		
Awards/Rewards Expenses	5020601000	60,000.00		60,000.00											60,000.00		
Awards/Rewards Expenses	5020601001	60,000.00		60,000.00											60,000.00		

Particulars	UACS CODE	Approved Budget			Budget Utilization					Disbursements					Balances		
		Approved Budgeted Revenue	Adjustments (Additions, Reductions, Realignment)	Adjusted Budgeted Revenue	1st Quarter Ending March 31	2nd Quarter Ending June 30	3rd Quarter Ending Sept. 30	4th Quarter Ending Dec. 31	Total	1st Quarter Ending March 31	2nd Quarter Ending June 30	3rd Quarter Ending Sept. 30	4th Quarter Ending Dec. 31	Total	Unutilized Budget	Unpaid Utilizations	
																Due and Demandable / Accounts Payable	Not Yet Due and Demandable
1	2	3	4	5=(3+(-)4)	6	7	8	9	10=(6+7+8+9)	11	12	13	14	15=(11+12+13+14)	16=(5-10)	17	18
Professional Services	5021100000	78,991,474.00		78,991,474.00	9,378,115.67				9,378,115.67	8,508,590.17				8,508,590.17	69,613,358.33	869,525.50	
Legal Services	5021101000	500.00		500.00											500.00		
Legal Services	5021101000	500.00		500.00											500.00		
Auditing Services	5021102000	1,517.66		1,517.66	1,517.66				1,517.66	1,517.66				1,517.66			
Auditing Services	5021102000	1,517.66		1,517.66	1,517.66				1,517.66	1,517.66				1,517.66			
Consultancy Services	5021103000	3,290,000.00		3,290,000.00	280,833.34				280,833.34	182,500.00				182,500.00	3,009,166.66	98,333.34	
Consultancy Services	5021103002	3,290,000.00		3,290,000.00	280,833.34				280,833.34	182,500.00				182,500.00	3,009,166.66	98,333.34	
Other Professional Services	5021199000	75,699,456.34		75,699,456.34	9,095,764.67				9,095,764.67	8,324,572.51				8,324,572.51	66,603,691.67	771,192.16	
Other Professional Services	5021199000	75,699,456.34		75,699,456.34	9,095,764.67				9,095,764.67	8,324,572.51				8,324,572.51	66,603,691.67	771,192.16	
General Services	5021200000	139,694,764.00		139,694,764.00	21,510,524.65				21,510,524.65	21,336,136.00				21,336,136.00	118,184,239.35	174,388.65	
Janitorial Services	5021202000	14,048,340.00		14,048,340.00	2,606,387.11				2,606,387.11	2,606,287.11				2,606,287.11	11,441,952.89	100.00	
Janitorial Services	5021202000	14,048,340.00		14,048,340.00	2,606,387.11				2,606,387.11	2,606,287.11				2,606,287.11	11,441,952.89	100.00	
Security Services	5021203000	32,290,124.00		32,290,124.00	2,136,753.24				2,136,753.24	2,112,410.92				2,112,410.92	30,153,370.76	24,342.32	
Security Services	5021203000	32,290,124.00		32,290,124.00	2,136,753.24				2,136,753.24	2,112,410.92				2,112,410.92	30,153,370.76	24,342.32	
Other General Services	5021299000	93,356,300.00		93,356,300.00	16,767,384.30				16,767,384.30	16,617,437.97				16,617,437.97	76,588,915.70	149,946.33	
Other General Services	5021299099	93,356,300.00		93,356,300.00	16,767,384.30				16,767,384.30	16,617,437.97				16,617,437.97	76,588,915.70	149,946.33	
Repairs and Maintenance	5021300000	12,971,570.00		12,971,570.00	160,219.36				160,219.36	149,219.36				149,219.36	12,811,350.64	11,000.00	
Repairs and Maintenance - Infrastructure Assets	5021303000	46,380.36		46,380.36	46,380.36				46,380.36	46,380.36				46,380.36			
Power Supply Systems	5021303005	46,380.36		46,380.36	46,380.36				46,380.36	46,380.36				46,380.36			
Repairs and Maintenance - Buildings and Other Structures	5021304000	9,765,089.64		9,765,089.64	102,839.00				102,839.00	102,839.00				102,839.00	9,662,250.64		
School Buildings	5021304002	6,815,089.64		6,815,089.64	102,839.00				102,839.00	102,839.00				102,839.00	6,712,250.64		
Other Structures	5021304099	2,950,000.00		2,950,000.00											2,950,000.00		
Repairs and Maintenance - Machinery and Equipment	5021305000	2,949,100.00		2,949,100.00	11,000.00				11,000.00						2,938,100.00	11,000.00	
Office Equipment	5021305002	550,380.00		550,380.00											550,380.00		
Communication Technology Equipment	5021305003	193,000.00		193,000.00											193,000.00		
Communication Equipment	5021305011	10,000.00		10,000.00											10,000.00		
Technical and Scientific Equipment	5021305014	500,000.00		500,000.00											500,000.00		
Other Machinery and Equipment	5021305099	1,695,720.00		1,695,720.00	11,000.00				11,000.00						1,684,720.00	11,000.00	
Repairs and Maintenance - Transportation Equipment	5021306000	50,000.00		50,000.00											50,000.00		
Motor Vehicles	5021306001	50,000.00		50,000.00											50,000.00		
Repairs and Maintenance - Furniture and Fixtures	5021307000	161,000.00		161,000.00											161,000.00		
Repairs and Maintenance - Furniture and Fixtures	5021307000	161,000.00		161,000.00											161,000.00		
Taxes, Insurance Premiums and Other Fees	5021500000	5,592,480.00		5,592,480.00	96,769.71				96,769.71	56,769.71				56,769.71	5,495,710.29	40,000.00	
Taxes, Duties and Licenses	5021501000	1,777,120.00		1,777,120.00	58,063.28				58,063.28	18,063.28				18,063.28	1,719,056.72	40,000.00	
Taxes, Duties and Licenses	5021501001	1,777,120.00		1,777,120.00	58,063.28				58,063.28	18,063.28				18,063.28	1,719,056.72	40,000.00	
Fidelity Bond Premiums	5021502000	22,500.00		22,500.00	22,500.00				22,500.00	22,500.00				22,500.00			
Fidelity Bond Premiums	5021502000	22,500.00		22,500.00	22,500.00				22,500.00	22,500.00				22,500.00			
Insurance Expenses	5021503000	3,792,860.00		3,792,860.00	16,206.43				16,206.43	16,206.43				16,206.43	3,776,653.57		
Insurance Expenses	5021503000	3,792,860.00		3,792,860.00	16,206.43				16,206.43	16,206.43				16,206.43	3,776,653.57		
Other Maintenance and Operating Expenses	5029900000	111,646,846.00		111,646,846.00	7,824,258.72				7,665,658.72	3,369,601.20				3,369,601.20	103,822,587.28	3,033,256.52	1,421,401.00
Advertising Expenses	5029901000	341,700.00		341,700.00	78,552.00				78,552.00	68,483.52				68,483.52	263,148.00	10,068.48	
Advertising Expenses	5029901000	341,700.00		341,700.00	78,552.00				78,552.00	68,483.52				68,483.52	263,148.00	10,068.48	


Particulars	UACS CODE	Approved Budget			Budget Utilization					Disbursements					Balances		
		Approved Budgeted Revenue	Adjustments (Additions, Reductions, Realignment)	Adjusted Budgeted Revenue	1st Quarter Ending March 31	2nd Quarter Ending June 30	3rd Quarter Ending Sept. 30	4th Quarter Ending Dec. 31	Total	1st Quarter Ending March 31	2nd Quarter Ending June 30	3rd Quarter Ending Sept. 30	4th Quarter Ending Dec. 31	Total	Unutilized Budget	Unpaid Utilizations	
																Due and Demandable / Accounts Payable	Not Yet Due and Demandable
1	2	3	4	5=[3+(-)4]	6	7	8	9	10=(6+7+8+9)	11	12	13	14	15=(11+12+13+14)	16=(5-10)	17	18
Printing and Publication Expenses	5029902000	8,553,550.00		8,553,550.00	696,372.00				696,372.00	16,703.25				16,703.25	7,857,178.00	108,918.75	570,750.00
Printing and Publication Expenses	5029902000	8,553,550.00		8,553,550.00	696,372.00				696,372.00	16,703.25				16,703.25	7,857,178.00	108,918.75	570,750.00
Representation Expenses	5029903000	1,565,807.00		1,565,807.00	1,565,807.00				1,565,807.00	623,038.80				623,038.80		699,453.20	243,315.00
Representation Expenses	5029903000	1,565,807.00		1,565,807.00	1,565,807.00				1,565,807.00	623,038.80				623,038.80		699,453.20	243,315.00
Transportation and Delivery Expenses	5029904000	15,000.00		15,000.00											15,000.00		
Transportation and Delivery Expenses	5029904000	15,000.00		15,000.00											15,000.00		
Rent/Lease Expenses	5029905000	2,161,900.00		2,161,900.00	175,125.00				16,525.00	17,125.00				17,125.00	1,986,775.00	158,000.00	
Rents - Motor Vehicles	5029905003	2,003,300.00		2,003,300.00	16,525.00				16,525.00	16,525.00				16,525.00	1,986,775.00		
Rents - Equipment		158,600.00		158,600.00	158,600.00				158,600.00	600.00				600.00		158,000.00	
Membership Dues and Contributions to Organizations	5029906000	2,211,800.00		2,211,800.00	573,835.00				573,835.00	573,835.00				573,835.00	1,637,965.00		
Contributions to Organizations	5029906000	2,211,800.00		2,211,800.00	573,835.00				573,835.00	573,835.00				573,835.00	1,637,965.00		
Subscription Expenses	5029907000	8,871,999.00		8,871,999.00	498,581.00				498,581.00	19,469.16				19,469.16	8,373,418.00	29,111.84	450,000.00
Other Subscription Expenses	5029907099	8,871,999.00		8,871,999.00	498,581.00				498,581.00	19,469.16				19,469.16	8,373,418.00	29,111.84	450,000.00
Other Maintenance and Operating Expenses	5029999000	87,925,090.00		87,925,090.00	4,235,986.72				4,235,986.72	2,050,946.47				2,050,946.47	83,689,103.28	2,027,704.25	157,336.00
Other Maintenance and Operating Expenses	5029999099	87,925,090.00		87,925,090.00	4,235,986.72				4,235,986.72	2,050,946.47				2,050,946.47	83,689,103.28	2,027,704.25	157,336.00
Capital Outlays		1,059,196,398.00		1,059,196,398.00	4,088,404.18				4,088,404.18	425,850.67				425,850.67	1,055,107,993.82		3,662,553.51
Land	1060101000	7,500,000.00		7,500,000.00										7,500,000.00			
Land	1060101000	7,500,000.00		7,500,000.00										7,500,000.00			
Infrastructure Assets		48,855,731.00		48,855,731.00	240,831.00				240,831.00					48,614,900.00			240,831.00
Water Supply Systems	1060304000	4,250,000.00		4,250,000.00										4,250,000.00			
Power Supply Systems	1060305000	44,605,731.00		44,605,731.00	240,831.00				240,831.00					44,364,900.00			240,831.00
Buildings and Other Structures	1060400000	789,221,773.00		789,221,773.00	1,089,514.76				1,089,514.76	389,934.27				389,934.27	788,132,258.24		699,580.49
School Buildings	1060402000	635,328,442.00		635,328,442.00	1,089,514.76				1,089,514.76	389,934.27				389,934.27	634,238,927.24		699,580.49
School Buildings	1060402000	635,328,442.00		635,328,442.00	1,089,514.76				1,089,514.76	389,934.27				389,934.27	634,238,927.24		699,580.49
Other Structures	1060499000	153,893,331.00		153,893,331.00										153,893,331.00			
Other Structures	1060499000	153,893,331.00		153,893,331.00										153,893,331.00			
Machinery and Equipment	1060500000	148,268,593.00		148,268,593.00	2,398,373.42				2,398,373.42	35,916.40				35,916.40	145,870,219.58		2,362,457.02
Office Equipment	1060502000	18,968,975.00		18,968,975.00										18,968,975.00			
Office Equipment	1060502000	18,968,975.00		18,968,975.00										18,968,975.00			
Information and Communication Technology Equipment	1060503000	43,102,457.00		43,102,457.00	2,233,814.62				2,233,814.62	35,916.40				35,916.40	40,868,642.38		2,197,898.22
Information and Communication Technology Equipment	1060503000	43,102,457.00		43,102,457.00	2,233,814.62				2,233,814.62	35,916.40				35,916.40	40,868,642.38		2,197,898.22
Communication Equipment	1060507000	38,343,964.00		38,343,964.00										38,343,964.00			
Communication Equipment	1060507000	38,343,964.00		38,343,964.00										38,343,964.00			
Medical Equipment	1060511000	14,948,990.00		14,948,990.00										14,948,990.00			
Medical Equipment	1060511000	14,948,990.00		14,948,990.00										14,948,990.00			
Sports Equipment	1060513000	2,465,000.00		2,465,000.00										2,465,000.00			
Sports Equipment	1060513000	2,465,000.00		2,465,000.00										2,465,000.00			
Technical and Scientific Equipment	1060514000	8,536,448.00		8,536,448.00										8,536,448.00			
Technical and Scientific Equipment	1060514000	8,536,448.00		8,536,448.00										8,536,448.00			
Other Machinery and Equipment	1060599000	21,902,759.00		21,902,759.00	164,558.80				164,558.80					21,738,200.20			164,558.80
Other Machinery and Equipment	1060599000	21,902,759.00		21,902,759.00	164,558.80				164,558.80					21,738,200.20			164,558.80

Particulars	UACS CODE	Approved Budget			Budget Utilization					Disbursements					Balances		
		Approved Budgeted Revenue	Adjustments (Additions, Reductions, Realignment)	Adjusted Budgeted Revenue	1st Quarter Ending March 31	2nd Quarter Ending June 30	3rd Quarter Ending Sept. 30	4th Quarter Ending Dec. 31	Total	1st Quarter Ending March 31	2nd Quarter Ending June 30	3rd Quarter Ending Sept. 30	4th Quarter Ending Dec. 31	Total	Unutilized Budget	Unpaid Utilizations	
																Due and Demandable / Accounts Payable	Not Yet Due and Demandable
1	2	3	4	5=[3+(-)4]	6	7	8	9	10=(6+7+8+9)	11	12	13	14	15=(11+12+13+14)	16=(5-10)	17	18
Transportation Equipment	1060600000	12,188,653.00		12,188,653.00											12,188,653.00		
Motor Vehicles	1060601000	12,188,653.00		12,188,653.00											12,188,653.00		
Motor Vehicles	1060601000	12,188,653.00		12,188,653.00											12,188,653.00		
Furniture, Fixtures and Books	1060700000	44,689,427.00		44,689,427.00											44,689,427.00		
Furniture and Fixtures	1060701000	20,478,827.00		20,478,827.00											20,478,827.00		
Furniture and Fixtures	1060701000	20,478,827.00		20,478,827.00											20,478,827.00		
Books	1060702000	24,210,600.00		24,210,600.00											24,210,600.00		
Books	1060702000	24,210,600.00		24,210,600.00											24,210,600.00		
Other Property, Plant and Equipment	1069900000	2,035,256.00		2,035,256.00											2,035,256.00		
Other Property, Plant and Equipment	1069900000	2,035,256.00		2,035,256.00											2,035,256.00		
Other Property, Plant and Equipment	1069900000	2,035,256.00		2,035,256.00											2,035,256.00		
Intangible Assets Outlay	5060600000	6,436,965.00		6,436,965.00	359,685.00				359,685.00						6,077,280.00		359,685.00
Computer Software	5060602000	6,436,965.00		6,436,965.00	359,685.00				359,685.00						6,077,280.00		359,685.00
Computer Software	5060602000	6,436,965.00		6,436,965.00	359,685.00				359,685.00						6,077,280.00		359,685.00
Reserve Fund		107,219,963.00		107,219,963.00											107,219,963.00		
<b>GRAND TOTAL</b>																	
<b>Grand Total</b>		<b>1,793,568,585.00</b>		<b>1,793,568,585.00</b>	<b>66,877,339.13</b>				<b>66,718,739.13</b>	<b>51,456,576.67</b>				<b>51,456,576.67</b>	<b>1,726,691,245.87</b>	<b>8,819,656.87</b>	<b>6,601,105.59</b>


Certified Correct:

  
 Ramos, Romeo  
 Agency Budget Officer  
 Date:


Certified Correct:

  
 Agency Chief Accountant  
 Date:

Recommended By:

  
 Atienza, Lolita  
 Director, FMS  
 Date:

Approved By:

  
 Ronquillo, Tirs  
 Head of Agency of Authorized Representative  
 Date: